

# Portfolio Risk Analysis

## Portfolio Summary View

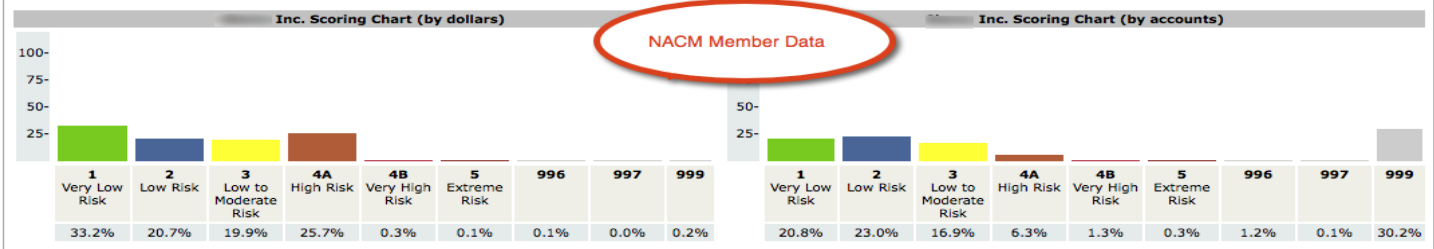


Export to Excel or Create PDF  
Refresh Scores at Any Time

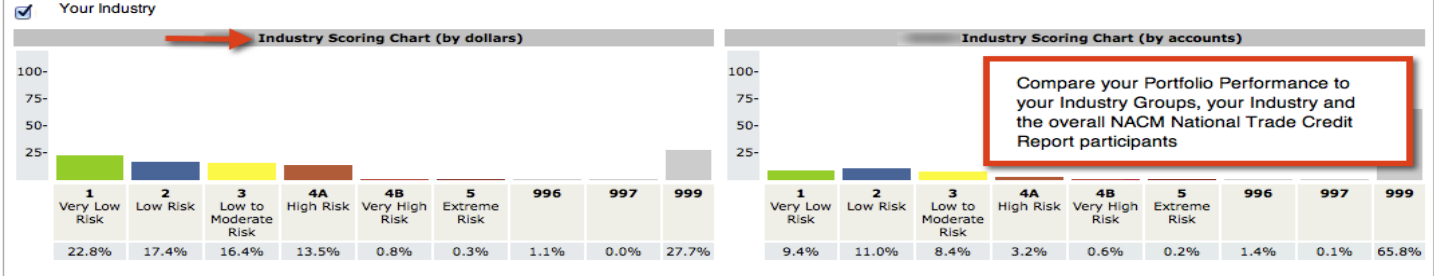
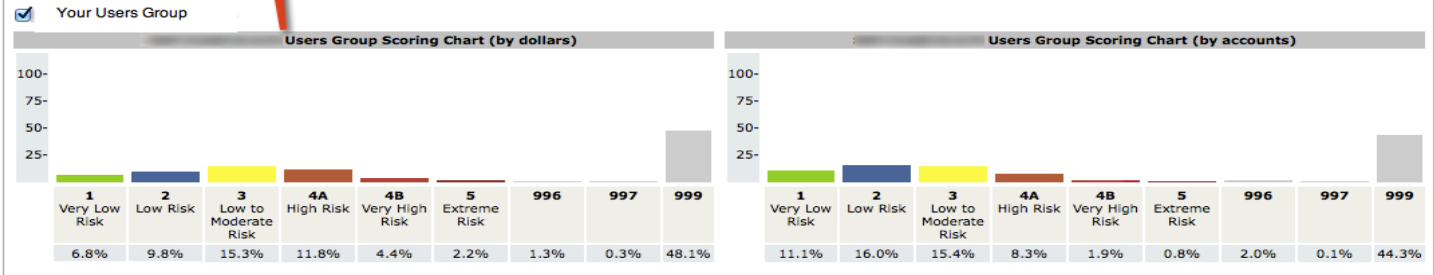
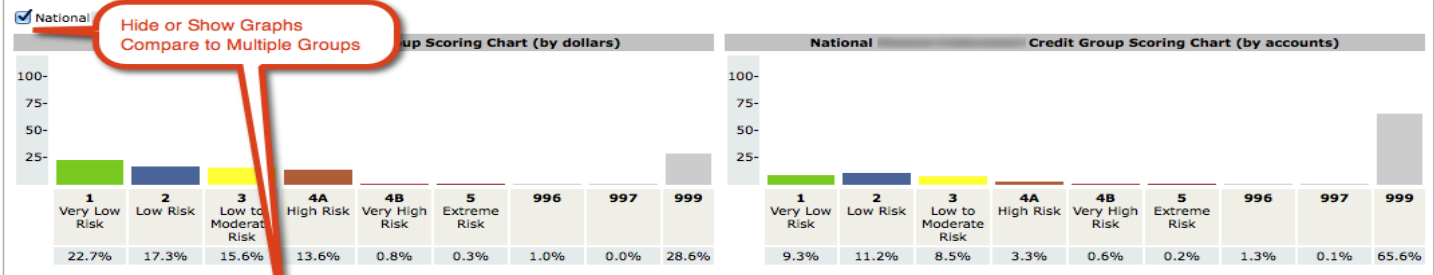
For all subjects with the trade date of: 4/30/2014 and after. Portfolio Last Updated: 7/3/2014 12:35:39 PM

Period	Class	Description	\$ Exposure	Pct	Accounts	Pct
07/2014	1	Very Low Risk	\$7,303,113	33.2	750	20.8
07/2014	2	Low Risk	\$4,559,792	20.7	826	23.0
07/2014	3	Low to Moderate Risk	\$4,374,455	19.9	607	16.9
07/2014	4A	High Risk	\$5,650,224	25.7	225	6.3
07/2014	4B	Very High Risk	\$60,890	0.3	47	1.3
07/2014	5	Extreme Risk	\$12,686	0.1	10	0.3
07/2014	996	25% of total balance 90+ days past due	\$22,576	0.1	42	1.2
07/2014	997	Bankruptcy reported within the last 24 months	(\$2,236)	-0.0	4	0.1
07/2014	999	Fewer than 3 trade experiences within the last 12 months	\$42,819	0.2	1,087	30.2
<b>Total</b>			<b>\$22,024,319</b>		<b>3,598</b>	

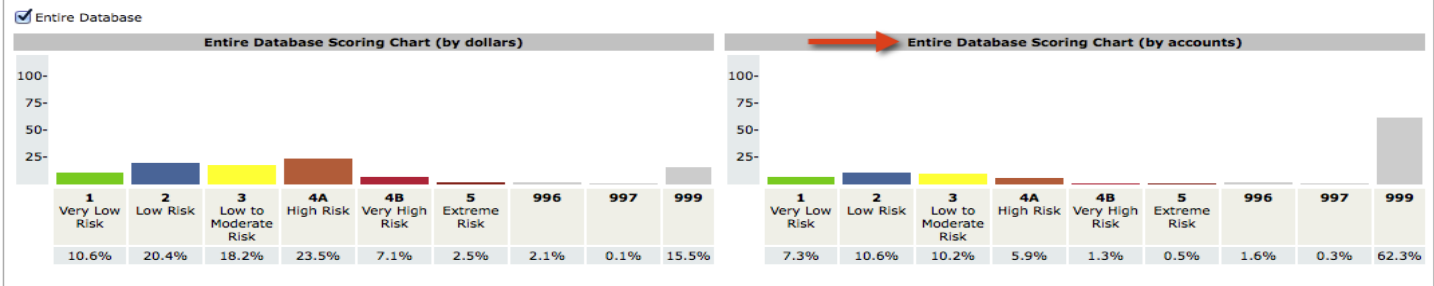
Segment Accounts by Risk Class



NACM Member Data



Compare your Portfolio Performance to your Industry Groups, your Industry and the overall NACM National Trade Credit Report participants



## Portfolio Detail View

GO BACK ➔

Class 4A								
#	Subject ID	AR#	Subject Name	City	St	\$ Exposure	TradeDate	TL
1.	1065065	5126	CENTER MANAGEMENT	WESTLAKE VILLAGE	CA	\$2,672,893	5/30/2014	38
2.	1514235	5029	VISUAL INNOVATIONS	TAMPA	FL	\$433,661	5/30/2014	20
3.	4739206	1569	DIVERSIFIED SYSTEMS INC	KENILWORTH	NJ	\$48,238	5/30/2014	22
4.	1226047	4339	J & S AUDIO VISUAL / PRESENTATION	DALLAS	TX	\$41,144	5/30/2014	13
5.	5491067	9324	VIDEOSCOPE INC	DORAL	FL	\$33,369	5/30/2014	8
6.	2482124	3976	HOPPMANN COMMUNICATIONS CORP	CHANTILLY	VA	\$26,144	5/30/2014	13
7.	5490660	4399	JP LILLEY AND SON INC	HARRISBURG	PA	\$22,167	5/30/2014	1
8.	2481403	19833	BANANAS AT LARGE INC	SAN RAFAEL	CA	\$18,159	5/30/2014	22
9.	1015675	7775	DATA PROJECTIONS INC	HOUSTON	TX	\$17,881	5/30/2014	16
10.	3391152	8344	BOULEVARD PRODUCTION SPECIALST	ORADELL	NJ	\$16,024	5/30/2014	2
11.	4140125	9588	CENERO LLC	MALVERN	PA	\$14,089	5/30/2014	15
12.	8241595	24846	PRAGMATICS INC	RESTON	VA	\$13,181	5/30/2014	8
13.	1017743	24990	SEE FACTOR	LONG ISLAND CITY	NY	\$11,962	5/30/2014	4
14.	4725819	16225	RKM PRODUCTIONS	TUCSON	AZ	\$8,729	5/30/2014	2
15.	10271053	25346	ACCESS TELECOMM SYSTEMS INC	SAN JOSE	CA	\$8,321	5/30/2014	1
16.	2951102	4319	JIM'S MUSIC CENTER INC	TUSTIN	CA	\$7,738	5/30/2014	24
17.	1086870	2914	MILANO MUSIC CENTER	MESA	AZ	\$7,358	5/30/2014	24
18.	3132401	5054	METRO MUSIC INC	DOTHAN	AL	\$7,190	5/30/2014	9
19.	3523629	10153	ZAMAR SOUND	SAN JOSE	CA	\$7,178	5/30/2014	4
20.	1078851	4898	TPC TECHNOLOGIES INC	NILES	MI	\$6,986	5/30/2014	9
<b>Total: 225</b>						<b>\$3,598,480</b>		

## Export to Excel View

	A	B	C	D	E	F	G	H	I
1	Class 4A								
2	#	SubjectID	AR#	Subject Name	City	St	\$ Exposure	TradeDate	Trade Lines
3	1	1065065	5126	XYZ CENTER MANAGEMENT	WESTLAKE VILLAGE	CA	\$2,672,893	5/30/14	38
4	2	1514235	5029	ABC VISUAL INNOVATIONS	TAMPA	FL	\$433,661	5/30/14	20
5	3	4739206	1569	DIVERSIFIED SYSTEMS INC	KENILWORTH	NJ	\$48,238	5/30/14	22
6	4	1226047	4339	J & S AUDIO VISUAL / PRESENTATION	DALLAS	TX	\$41,144	5/30/14	13
7	5	5491067	9324	VIDEOSCOPE INC	DORAL	FL	\$33,369	5/30/14	8
8	6	2482124	3976	HOPPMANN COMMUNICATIONS CORP	CHANTILLY	VA	\$26,144	5/30/14	13
9	7	5490660	4399	JP LILLEY AND SON INC	HARRISBURG	PA	\$22,167	5/30/14	1
10	8	2481403	19833	BANANAS AT LARGE INC	SAN RAFAEL	CA	\$18,159	5/30/14	22
11	9	1015675	7775	DATA PROJECTIONS INC	HOUSTON	TX	\$17,881	5/30/14	16
12	10	3391152	8344	BOULEVARD PRODUCTION SPECIALST	ORADELL	NJ	\$16,024	5/30/14	2
13	11	4140125	9588	CENERO LLC	MALVERN	PA	\$14,089	5/30/14	15
14	12	8241595	24846	PRAGMATICS INC	RESTON	VA	\$13,181	5/30/14	8
15	13	1017743	24990	SEE FACTOR	LONG ISLAND CITY	NY	\$11,962	5/30/14	4
16	14	4725819	16225	RKM PRODUCTIONS	TUCSON	AZ	\$8,729	5/30/14	2
17	15	10271053	25346	ACCESS TELECOMM SYSTEMS INC	SAN JOSE	CA	\$8,321	5/30/14	1
18	16	2951102	4319	JIM'S MUSIC CENTER INC	TUSTIN	CA	\$7,738	5/30/14	24
19	17	1086870	2914	MILANO MUSIC CENTER	MESA	AZ	\$7,358	5/30/14	24
20	18	3132401	5054	METRO MUSIC INC	DOTHAN	AL	\$7,190	5/30/14	9
21	19	3523629	10153	ZAMAR SOUND	SAN JOSE	CA	\$7,178	5/30/14	4
22	20	1078851	4898	TPC TECHNOLOGIES INC	NILES	MI	\$6,986	5/30/14	9
23	21	6790707	22886	TWIST TECHNOLOGY, LLC	BIRMINGHAM	AL	\$0	5/30/14	1
24	22	10271052	24988	US DISTRICT COURT CLERKS OFFICE	GAINESVILLE	FL	\$0	5/30/14	1
25	23	6047378	18225	WHITLEY ENTERPRISES	TINLEY PARK	IL	\$0	5/30/14	1
26	24	7035494	22756	WORLD INDOOR SPORTS	SIMPSONVILLE	SC	\$0	5/30/14	1
27	25	5557622	9690	ESI AUDIO INC	TAMPA	FL	(\$198)	5/30/14	2
28	26	7400859	23419	SHOPATRON FULFILLMENT	NILES	IL	(\$222)	5/30/14	1
29	27	2295397	24719	STICHA BROTHERS, LTD	MADISON	WI	(\$433)	5/30/14	1
30	28	4965800	17500	STREAMLINE DISTRIBUTING LLC	SEATTLE	WA	(\$464)	5/30/14	4
31	29	3522789	11201	PRG LIGHTING	LAS VEGAS	NV	(\$562)	5/30/14	9
32	30	1016337	5012	PROFESSIONAL VIDEO SUPPLY	OVERLAND PARK	KS	(\$634)	5/30/14	14
33	31	10265292	26357	AVANT COMMUNICATION AND TECHNOLOGY	CRESCENT SPGS	KY	(\$999)	5/30/14	4
34	32	4695584	4857	MUNDAY & COLLINS INC	SAN JOSE	CA	(\$1,400)	5/30/14	2
35	Total:	225					\$ 3,598,480		

### Notes:

- Display reflects most recent data submission – see date at upper left corner
- Displays or hides individual Industry Groups with check box
- PDF export shows only unhidden charts
- More detailed data elements will be available for export
- Development continues based on member feedback